

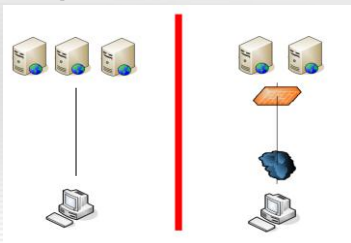
SharePoint Security: Extranet

Peter Salzyn, SharePoint Analyst
November 12, 2009

Agenda

- Current Extranet Implementation
 - Separate Environments
 - Site Minder Authentication
 - Single/Dual factor authentication
 - Additional Limitations
 - Edit in Microsoft “ “
 - Explorer View
 - Datasheet View
- WCM SharePoint 2007 Internet

Separate Environments



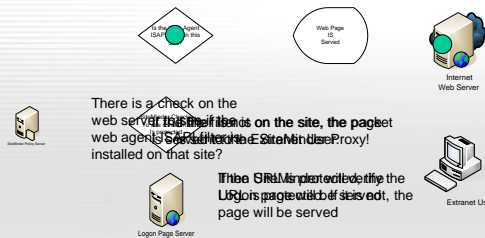
| | |
|--|--|
| Extranet User | |
| External users are given pending access to a site by the site enroller (This person is setup by the site owner). | External users get final access from the site owner. (This person is setup by the site owner). |
| The external user will type in the name of a site like <code>http://sptexample.econocophillips.net</code> | |



From the Firewall to the Web Server

The firewall looks at the URL to determine if it should be passed onto the COP Network.

From the firewall, it routes its way to the appropriate web server.



There is a check on the web server to see if the URL is on the site, the page web agent is served through the Site Minder Proxy! installed on that site?

The Site Minder checks the the URL is page out of served, the page will be served

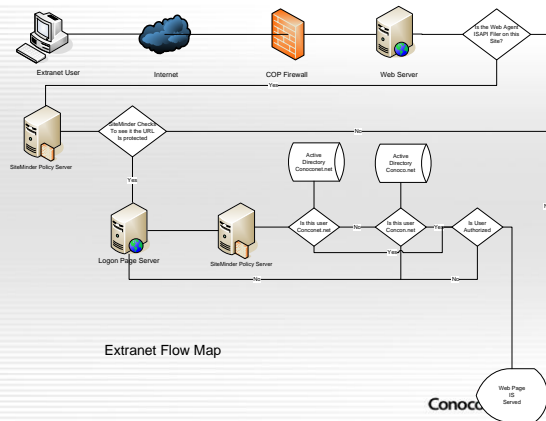
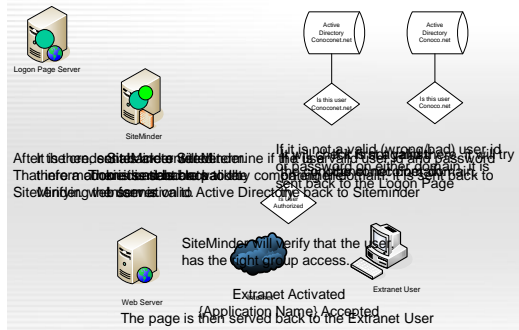
The Authentication Scheme for the site determines what login screen you receive.



Single Factor
Only requires a valid User ID (conoco.net or conoconet.net) and password



Dual Factor
Only requires a valid User ID (conoco.net or conoconet.net), password and secure id.



Additional limitations...

- Limitation of Datasheet view
- Edit in Microsoft “ “ ...
- Explorer View

MOSS/WCM Internet

- Secure WCM SharePoint 2007 for an Internet deployment with anonymous access.

Incoming Internet/Internal Traffic

- Load Balancer
- Site Minder
- Web application configured for Anonymous Access

Questions?

ConocoPhillips